

COOLING ELEMENT

CF TYPE – Cooling Fin

GT TYPE – Capillary Tube

Technical Data

CF Type (Cooling Fin Type) and CT Type (Capillary Tube Type) for medium temperature $\geq 100^{\circ}\text{C}$. Cooling elements are necessary to protect pressure gauge. There are cooling fin type and capillary tube type for use that depend on temperature against.

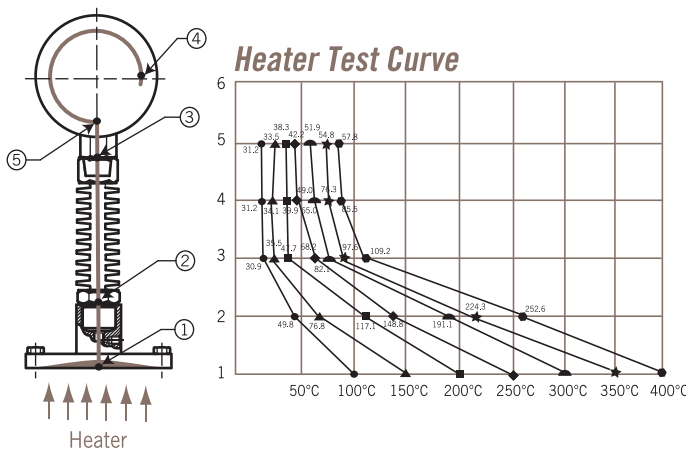


Approvals:

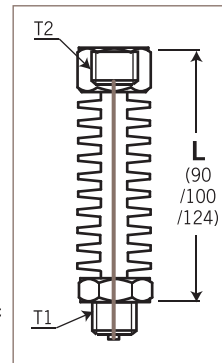


WWW.NEW-FLOW.COM • TEL: 886-7-8135500 • FAX: 886-7-8225588 • Email: info@new-flow.com

CF Type (Cooling Fin Type)



Dimension-mm



Select Table

Temperature Limit: $-10\sim 400^{\circ}\text{C}$
 Pressure Limit: $-1\sim 250$ bar
 Material: SS316L
 Length: 90, 100 or 124mm available

CODE	T1(M) x T2(F)
A	G $\frac{1}{2}$ " x G $\frac{1}{2}$ "
B	G $\frac{1}{2}$ " x $\frac{1}{2}$ "NPT
C	$\frac{1}{2}$ "NPT x $\frac{1}{2}$ "NPT
D	$\frac{1}{2}$ "NPT x G $\frac{1}{2}$ "
E	M20*P1.5 x M20*P1.5
F	M20*P1.5 x $\frac{1}{2}$ "NPT
G	M20*P1.5 x G $\frac{1}{2}$ "
H	G $\frac{1}{2}$ " x M20*P1.5

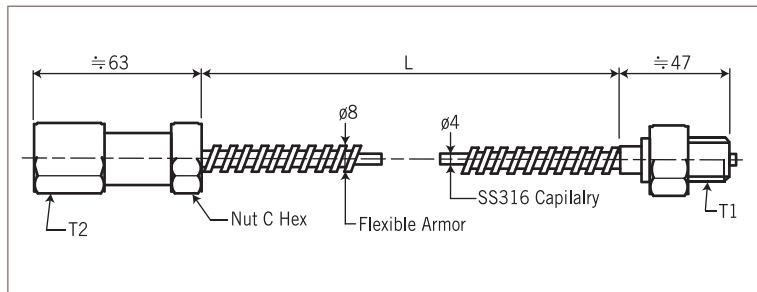
T1(M): Male connection
 T2(F): Female connection

Ordering Information

CF- (A/B/C/D/E/F/G/H)- (90/100/124mm)

CT Type (Capillary Tube Type)

Dimension-mm



Select Table

Temperature Limit: $-200\sim 600^{\circ}\text{C}$
 Pressure Limit: $-1\sim 300$ bar
 Material: SS316L

CODE	T1(M) x T2(F)	Capillary Length (L)
A	G $\frac{1}{2}$ " x G $\frac{1}{2}$ "	Please fill in the requested length, ie: L=300mm
B	G $\frac{1}{2}$ " x $\frac{1}{2}$ "NPT	
C	$\frac{1}{2}$ "NPT x $\frac{1}{2}$ "NPT	
D	$\frac{1}{2}$ "NPT x G $\frac{1}{2}$ "	
E	M20*P1.5 x M20*P1.5	
F	M20*P1.5 x $\frac{1}{2}$ "NPT	
G	M20*P1.5 x G $\frac{1}{2}$ "	
H	G $\frac{1}{2}$ " x M20*P1.5	

T1(M): Male connection
 T2(F): Female connection

Ordering Information

CT - (A/B/C/D/E/F/G/H) - mmL