

PLASTIC FLOW METER – Spring Type

SF350 with alarm switch type
without alarm switch type

Technical Data

Service: Liquid, Oil

Wetted Parts Material:

Body: Polycarbonate (P.C); Polysulfone (PSU) available;

O-Ring: Viton; Float: PPS plastic; Connection: SS316;

Spring: SS316

Connection Size: 3/4", 1", 1 1/4", 1 1/2" NPT female available

Mounting: Vertical and Horizontal available, various flow directions

Max. Working Pressure Limit: 1.2 MPa (12 kg/cm²)

Max. Test Pressure: 2.0 MPa (20 kg/cm²) (water 25°C)

Max. Working Temperature Limit: -10°C to 60°C (for PC body)
-10°C to 110°C (for PSU body)

Accuracy: ±5% full scale

Alarm Switch: One setting point,
form A N.O. type bistable reed switch

Switch Rating: AC 125V 0.5A / DC 100V 10W / Max. DC 250V<40mA

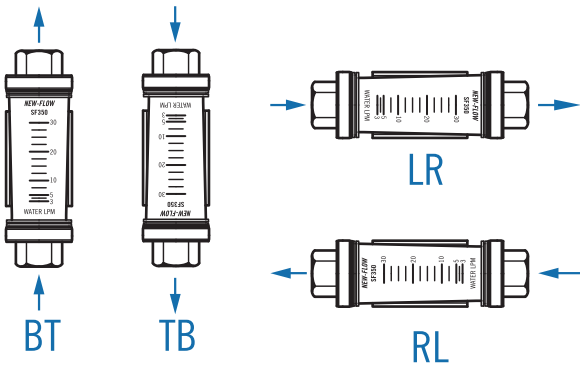
Weight: 0.5~0.6 kg

(Contact setting point should be within 10% to 80% of FS)



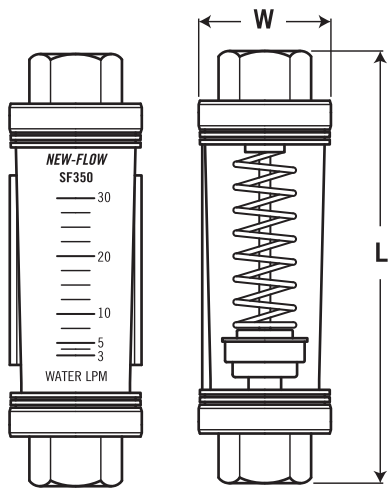
Approvals:
EAC CE

Flow Direction Types



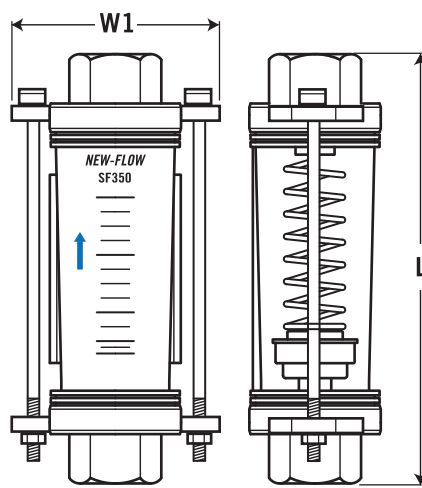
Dimensions-mm

SF-350-G: Original Type



Size (NPT)	L (mm)	W (mm)
3/4"	165.5	55
1"	165.5	55
1 1/4"	175	60
1 1/2"	175	60

SF-350-F: Fixed Type



Size (NPT)	L (mm)	W1 (mm)
3/4"	165.5	85
1"	165.5	85
1 1/4"	175	92
1 1/2"	175	92

Ordering Information

SF350	Code	Type
	G	Original Type
	F	Fixed Type
	Code	Flow Range (Water: LPM-Litter per Minute)
	A	7~70 LPM
	B	10~100 LPM
	C	15~150 LPM
	D	20~200 LPM (only for connection size 1¼" or 1½")
	E	25~250 LPM (only for connection size 1¼" or 1½")
	Code	Alarm Switch
	1R	One setting point
	O	Without alarm
	Code	Body Material
	PC	Polycarbonate
	PSU	Polysulfone
	Code	Connection Material
	1	SS316
	Code	Process Connection (Female)
	A	¾"NPT
	B	1"NPT
	C	1¼"NPT (only for 200 LPM & 250 LPM)
	D	1½"NPT (only for 200 LPM & 250 LPM)
	Code	Flow Direction
	BT	Bottom to Top
	TB	Top to Bottom
	RL	Right to Left
	LR	Left to Right

SF350									Complete Ordering Code
-------	--	--	--	--	--	--	--	--	------------------------