



Parts List & Material

• Standard System Type

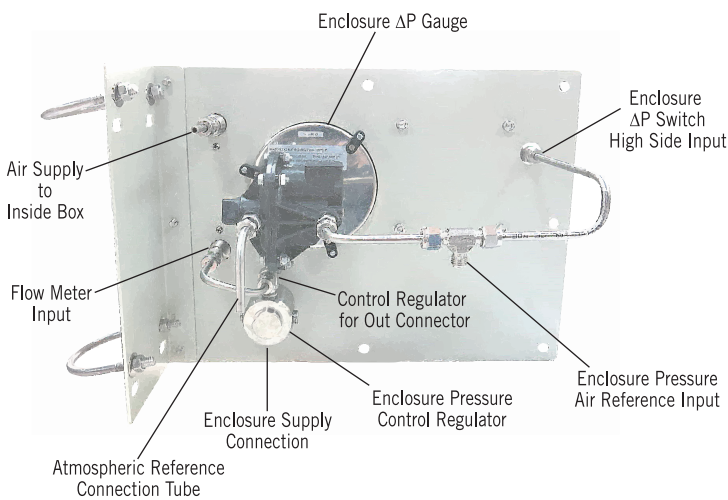
Front View



Rear View



Description of Rear Views to Piping



• Purging System Type



| ITEM | PARTS NAME | DESCRIPTION |
|------|-----------------------------|---|
| 1 | Δ P Switch | Model: DPS2300X (0.1~0.25" W.C.) ; Option: Dwyer 1950 series on request |
| 1.1 | Vent Port | 1/2"NPT |
| 2 | Enclosure Δ P Gauge | 25mm W.C. |
| 3 | Pressure Reducing Regulator | Model: PRU350 |
| 4 | Rotameter | Model: RM-Type or MBC for air: 10~100 NLPH 0.35~3.5 SCFH 0.5~5 NLPM |
| 5 | Unit Mounting Plate | 380(W)x280(H)mm or 380(H)x280(W)mm 3mmt |
| 6 | Unit Mounting Flange | 103(W)x380(H)mm or 103(W)x280(H)mm 3mmt |
| 7 | U-Bolt Mounting Bracket | For 2" Pipe |
| 8 | Bolts & Nuts | M6*3 |
| 9 | Supply Connection | 1/4"NPT(F) |
| 10 | Tube | 1/4" or ϕ 6mm on request |
| 11 | Tee | 1/4" or ϕ 6mm Tube Fitting on request |
| 12 | Ball Valve | Model: C-3BV-S66J-3P |
| 13 | Needle Valve | Model: C-NV11-S6-6J |

Ordering Information

| | | | |
|-----|------|----------------------|--|
| EXP | Code | System Type | |
| | S | Standard system type | P Purging system type |
| | | Code | Unit Mounting Plate Type |
| | | H | Horizontal type |
| | | V | Vertical type |
| | | Code | ΔP Switch Option |
| | | N | Without switch |
| | | W4 | DPS2300X – Conduit size: ½”NPT(F) <i>(Taiwan Explosion Proof Certification)</i> Ex d IIB + H2 T6 Gb; Ex tb IIIC T85°C Db |
| | | W6 | DPS2300X – Conduit size: ¾”NPT(F) <i>(Taiwan Explosion Proof Certification)</i> Ex d IIB + H2 T6 Gb; Ex tb IIIC T85°C Db |
| | | D4 | Dwyer 1950 Series – Conduit size: ½”NPT(F) <i>(UL Certification)</i> Class I, Division 1, Groups C & D; Class II, Groups E F & G; Class III |
| | | Code | Safe Pressure Flow Rate |
| | | N | Without flow meter (for Purging system type only) |
| | | A | 10~100 NLPH, Air |
| | | B | 0.35~3.5 SCFH, Air |
| | | C | 0.5~5 NLPM, Air |
| | | O | Option (please fill out the required flow range directly.) |
| | | Code | Supply Connection Size |
| | | 2N | ¼”NPT(F) |
| | | Code | Tube Size |
| | | 2 | ¼” |
| | | 6 | ø6mm |
| | | Code | Unit Mounting Flange |
| | | S | Short piece |
| | | L | Long piece |
| | | Code | Fixed Position for Unit Mounting Flange |
| | | T | Top side |
| | | B | Bottom side |
| | | R | Right side |
| | | L | Left side |
| | | Code | Vent Relief Valve- NVR-OS |
| | | Y | With, 1”NPT(M) |
| | | N | Without |

| | | | | | | | | | | | |
|-----|--|--|--|--|--|--|--|--|--|--|------------------------|
| EXP | | | | | | | | | | | Complete Ordering Code |
|-----|--|--|--|--|--|--|--|--|--|--|------------------------|

WWW.NEW-FLOW.COM • TEL: 886-7-8135500 • FAX: 886-7-8225588 • Email: info@new-flow.com